

English

Class – Nursery

1. Trace the alphabets with the help of standing and sleeping lines.




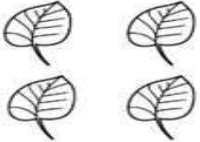

Tracing practice for uppercase letters L, E, T, F, H, and I. Each letter is shown on a set of three horizontal lines (top, middle dashed, bottom) with a small illustration of an object representing the letter: a lion for L, an elephant for E, a tree for T, a fish for F, a horse for H, and an ice cream cone for I. The letters are provided in a dotted format for tracing.

2. Trace over the patterns start at the dot.






Tracing practice for various patterns. Each row starts with a solid black dot on the left. The patterns are: 1. A zigzag line. 2. A series of connected arches. 3. A series of connected inverted arches. 4. A wavy line. 5. A series of connected loops. 6. A series of connected semi-circles.

Mathematics

5. Trace count and color.










	1	1	1	
	2	2	2	
	3	3	3	
	4	4	4	
	5	5	5	

6. Circle the correct number of images.


	2	3	5
	4	6	7
	2	4	5
	4	6	7
	6	8	9


EVS

8. Read the sentence and color the picture to match the sentence.

 <p>The hat is brown.</p>	 <p>The bird is yellow.</p>	 <p>The tree is green.</p>
 <p>The fish is blue.</p>	 <p>The scarf is purple.</p>	 <p>The apple is red.</p>
 <p>The cat is black.</p>	 <p>The ribbon is pink.</p>	 <p>The flower is orange.</p>

9. All about me



My name is _____ 

I am _____  Years old

My name start with _____


My favorite color is _____

I am a _____

 **girl**  **boy**

Drawing

10. Activity On Father's Day.



To _____

This is you_ _____

This is me_ _____

We can do this together_ _____

From _____