
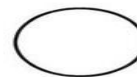



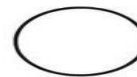


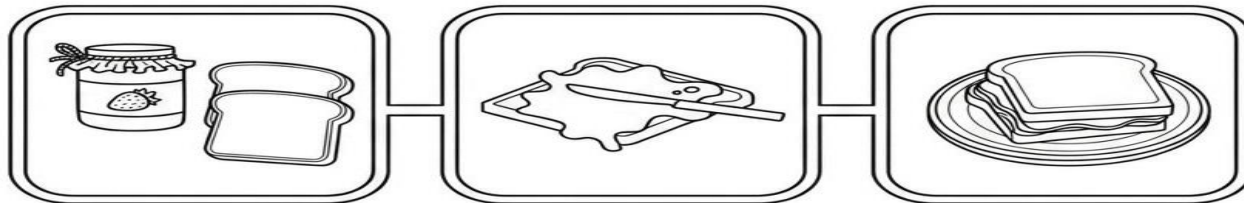



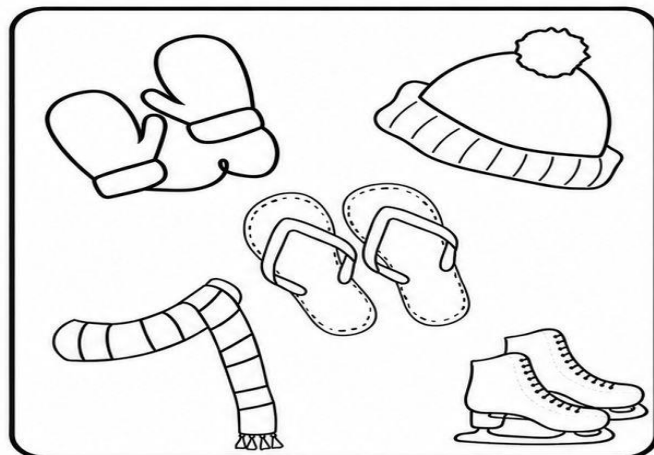
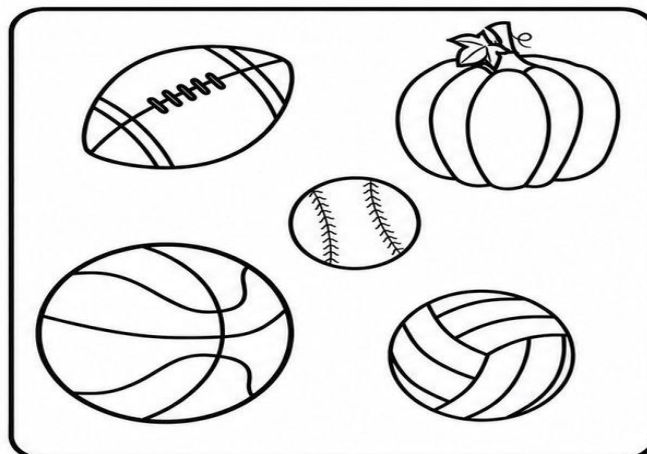

GURUKUL INTERNATIONAL SCHOOL, HALDWANI  
HOME WORK FOR SUMMER BREAK (2026-2027)

CLASS : LKG


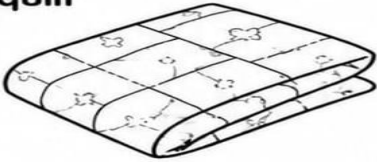

1. Put the picture in order by writing number 1,2 and 3.


















2. Look at the pictures. Cross out the one that does not belong and colour the pictures nicely.




3. Colour the correct beginning sound of each picture..

|  |
|--|
| <b>apple</b><br>    |
| <b>quilt</b><br>    |
| <b>guitar</b><br>   |
| <b>cat</b><br>      |
| <b>octopus</b><br> |


|  |   |  |
|--|---|--|
|   |   |   |
|   |   |   |
|   |   |   |
|   |   |   |
|  |  |  |

4. Help the monkey find the correct food. Trace the correct path and colour the picture nicely.



The maze starts at a monkey at the bottom left. Three paths are labeled 1, 2, and 3. Path 1 leads to a banana, path 2 leads to a snake, and path 3 leads to a bone.

5. Count the animals and write the correct number in the boxes.



|  |   |   |   |
|--|---|---|---|
|  | 4 | 1 | 2 |
|  |   |   |   |
|  |   |   |   |
|  |   |   |   |
|  |   |   |   |
|  |   |   |   |
|  |   |   |   |
|  |   |   |   |
|  |   |   |   |
|  |   |   |   |
|  |   |   |   |

6. Fill in the missing numbers from 1 to 50.

1        3        5        7        9    10   











11        13        15        17            20   

21        23        25        27        29    30   



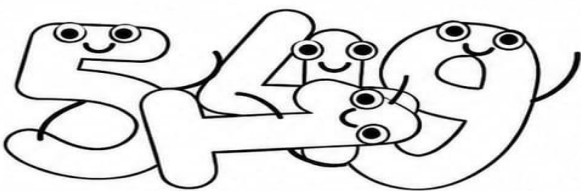



31        33        35        37            40   

41        43        45        47        49    50

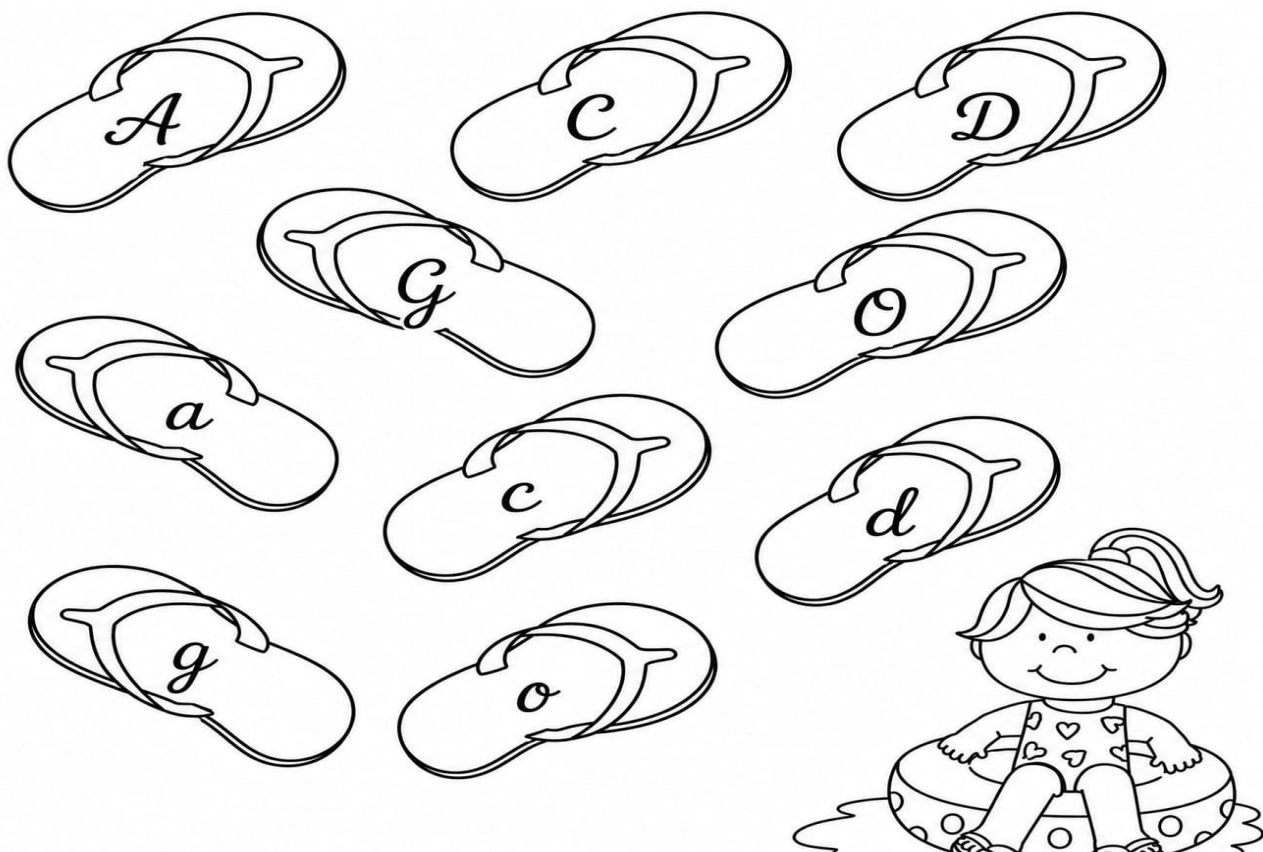
7. चित्र को पहचानो और उसका पहला अक्षर लिखो।

|  |   |   |  |   |
|--|---|---|--|---|
|  |  |  |  |  |
| <input type="text"/>   | <input type="text"/>  | <input type="text"/>  | <input type="text"/>   | <input type="text"/>  |
|  |  |  |  |  |
| <input type="text"/>   | <input type="text"/>  | <input type="text"/>  | <input type="text"/>   | <input type="text"/>  |


8. Look at the mixed-up numbers. Find and write the correct number in the boxes.

|   |  |
|---|--|
|  |  |
| <input type="text"/> <input type="text"/> <input type="text"/> <input type="text"/> | <input type="text"/> <input type="text"/> <input type="text"/> <input type="text"/>  |
|  |  |
| <input type="text"/> <input type="text"/> <input type="text"/> <input type="text"/> | <input type="text"/> <input type="text"/> <input type="text"/> <input type="text"/>  |
|  |  |
| <input type="text"/> <input type="text"/> <input type="text"/> <input type="text"/> | <input type="text"/> <input type="text"/> <input type="text"/> <input type="text"/>  |




9. Match the uppercase cursive letter flip-flops with their correct lowercase cursive letter flip-flops and colour each matching pair with the same colour.



10. Help the farmer get to the barn by going from A to Z.



11. चित्र पहचान कर सही अक्षर पर गोला बनाइए.



ज  
क  
ट


ख  
घ  
ज

ट  
क  
ज


ख  
घ  
क

घ  
ज  
ज

12. चिन्हों को जोड़कर चित्र को पूरा करो व सुंदर रंग भरो।



13. Do finger pasting on the rainbow and paste cotton to make clouds.



14. On the occasion of Father's Day, paste a picture with your father in this box and decorate it.

**HAPPY FATHER'S DAY**

