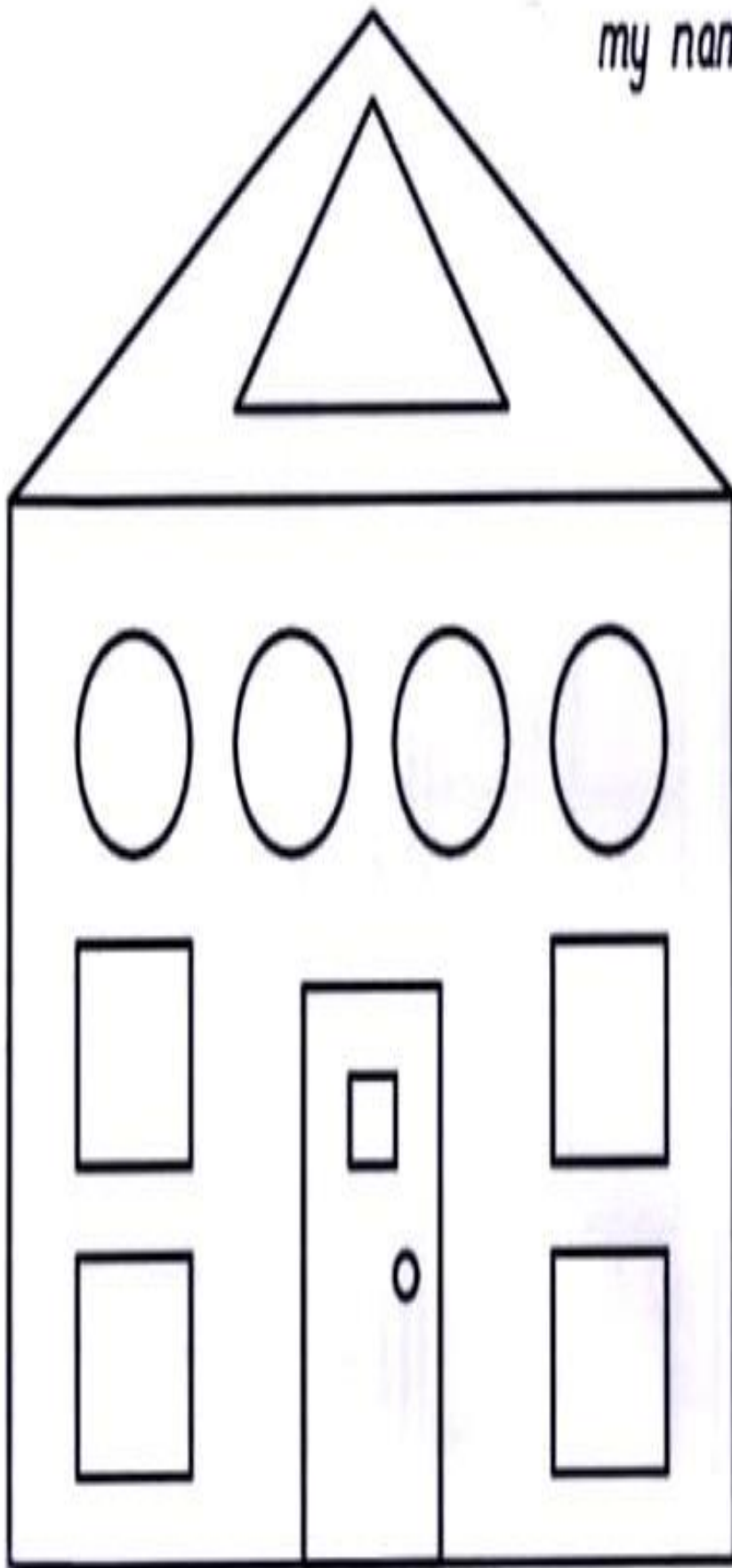


GURUKUL INTERNATIONAL, HALDWANI
HOME WORK FOR SUMMER BREAK (2025-26)

CLASS: Nursery

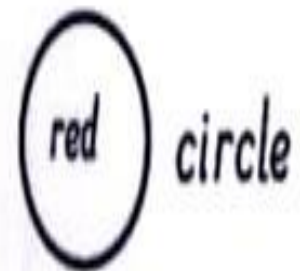


Colour the shapes in the shape house according to given colour code.



my name is.....

colour the shapes
in the shape house



circle



square




triangle



rectangle

Finger Painting Activity

Dip your Index & Middle finger in water colour & finger paint the pineapple.



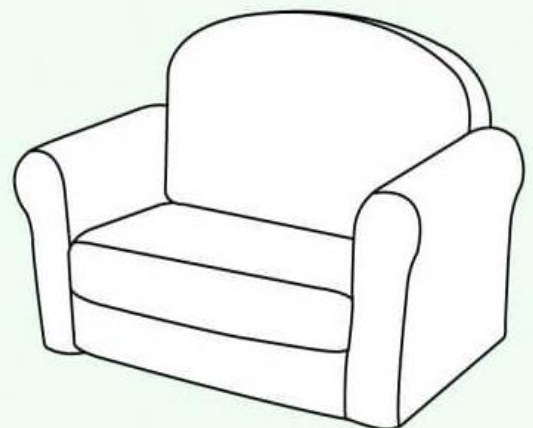


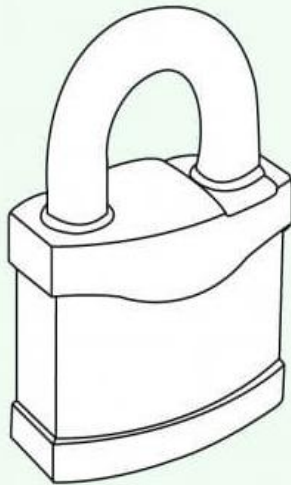

Colour the objects that are

Too hot - Red

Too cold - Blue

Too soft - Yellow

Too hard - Black

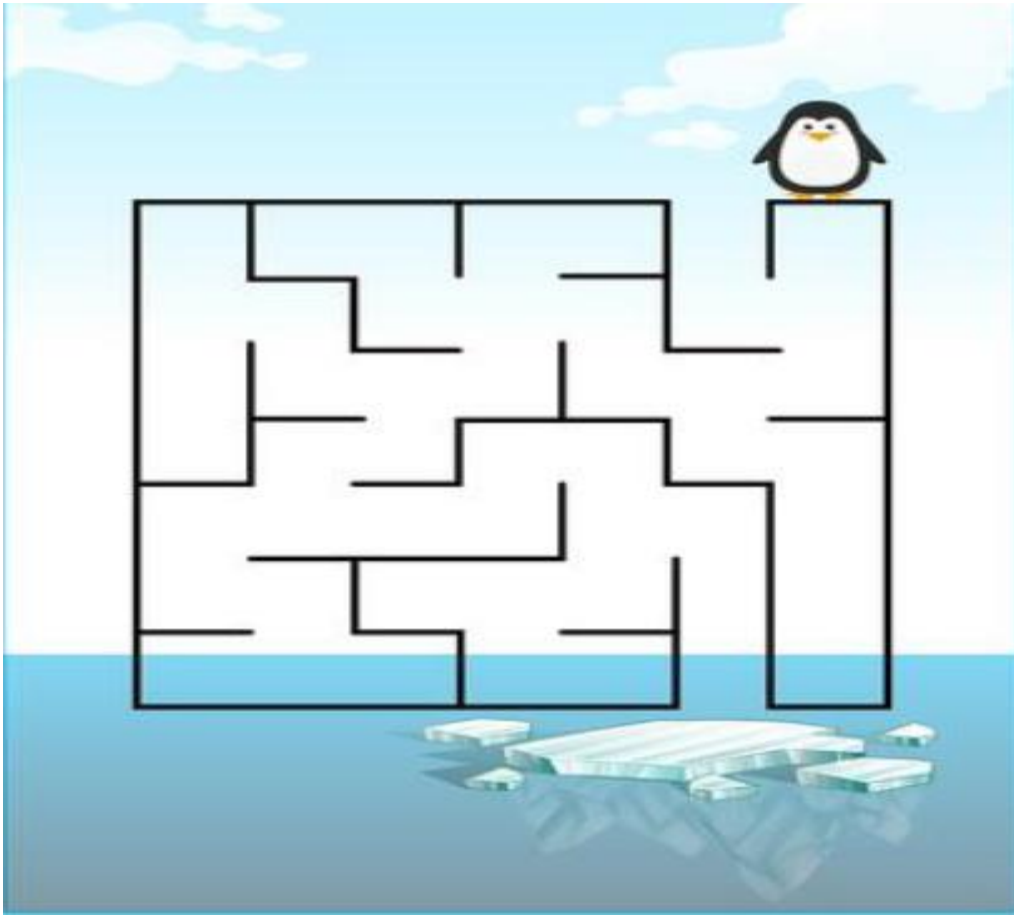


What's in the school bag ?

Draw a circle around each thing.

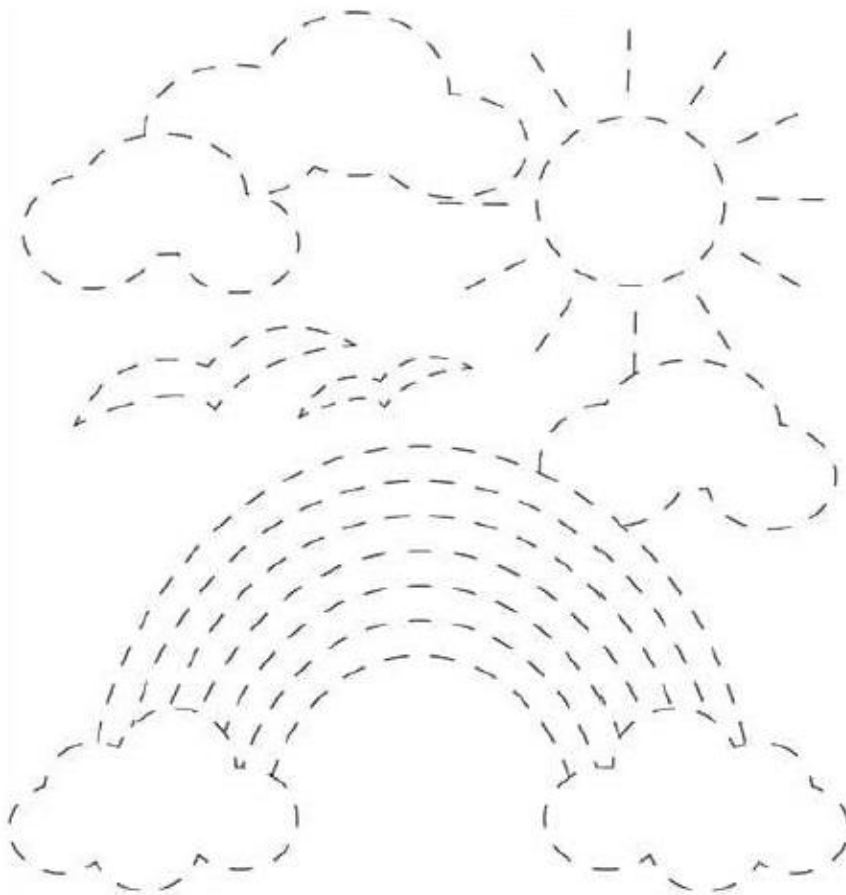


Help penguin find the iceberg maze.



EVS


1 Trace and colour the picture.



2 Match the shadow with their correct fruit.



3 Cut the parts of the face and paste them in the correct places on the face.



ENGLISH

1 Match the letter with their vocabulary pictures and colour it also.

H
L
T
I



2 Write letters L , T , I , H , F (2 times).

A large area of lined paper for writing practice. It features a vertical red margin line on the left side and horizontal grey lines for writing. The lines are evenly spaced and extend across the width of the page.

3 Make the letters L , F , H with the help of clay.

HINDI

1 तीन लाईन स्वर 'अ' और तीन लाईन स्वर 'आ' का लेखन करें।

2 स्वर आ को गोला लगाएं।

आ






























क फ आ ट ब
न अ स ज आ
द आ म अ उ
ऐ अ ल आ व
त आ ख ग झ

MATHEMATICS

1 Write numbers from 1 to 5 (two times).

2 Read each number. Colour as many pictures as you read.

3							
5							
1							
4							
2							

3 Make one or two animal faces of the given pictures using a thermacol plate.



- 4 Make any one poster on the occasion of ' International Earth Day '.



Father's Day

"The heart of a father is master piece of nature"



To show the love and gratitude to your father make any one of these with the help of mother.
Give it to your father with love and click pictures of it.